

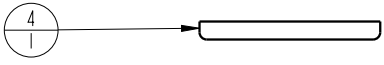


1

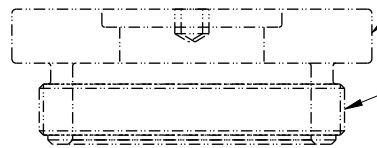
2

**THIS IS A TWO PAGE PARTS LIST.  
THIS SECOND PAGE APPLIES TO  
MODEL No. 20212005 AT REVISION L AND EARLIER REVISIONS**

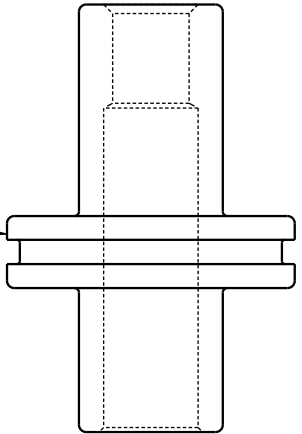
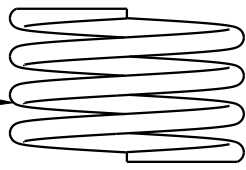
Lubricate seals with clean hydraulic oil prior to assembly.  
DO NOT USE SILICONE BASED LUBRICANTS




GLAND,  
NOT A REPLACEMENT PART



Apply medium strength thread locker (blue).  
Tighten to 50 ft-lbs torque.



6	1	92090001	ASSY, BREATHER, SAE #4
5	1	82012001	PISTON, CYL, HR, 11700
4	1	39053003	WIPER,PRESS-IN, (1)
3	1	39011047	SEAL, LL, (1 X 1/8 X 1/8 X 1-1/4)
2	1	39011029	SEAL, BEVEL, 1-13/16 X 3/32 X 2
1	1	23315001	SPRING, COMPRESSION
No.	QTY	PART No.	DESCRIPTION

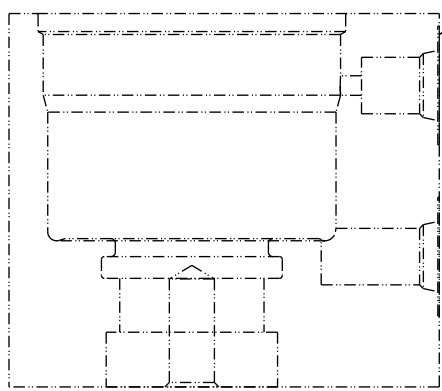


INSTALL LIPS DOWN




INSTALL LIPS UP

BODY,  
NOT A REPLACEMENT PART



TIGHTEN TO  
50 IN-LBS  
TORQUE

Standard Seal Kit 60-2021-20	Fluorocarbon Seal Kit 6V-2021-20	Spring Kit 61-2021-20
39-0110-47	39-0520-05	23-3150-01
39-0110-29	39-0520-04	
39-0530-03	39-0530-03	

<b>PARTS LIST</b>	 <b>VEKTEK</b> VEKTEK, INC. 1334 E. SIXTH AVE. P.O. BOX 625 EMPORIA, KS. 66801 U.S.A.	
	ASSEMBLIES AFFECTED 20-2120-05 20-2120-05F	PARTS LIST, ASSY, CYL, HR, 11700, SA
SIZE A	PL2031	REV J

J	5486	RELEASE	JDW	08/16/24
REV	IN ACCORDANCE WITH ECN	EFFECTIVE DATE	REVISED BY	DATE
DRW BY: VANDALSEM	DRAWING STATUS: <b>Released</b>			
DATE: 4-7-87	PRODUCTION APPROVED FOR RELEASED STATUS ONLY			

1

2

FORM FEG035\_PL\_ASIZE, REV. B

SHEET 2 OF 2